


3.0GHz - 3Gb/s Midsize Video Jackfield

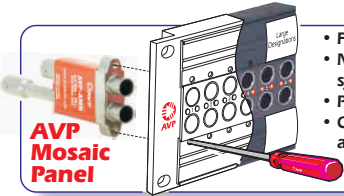
Featuring:

- SuperHD+ 3.0GHz midsize dual & single video jacks
- Jacks exceed SMPTE 424M-2006 HDTV specifications
- Life Cycle rating of 30,000
- Made in North America
- Various normalizing & terminating combinations for all applications
- 1, 1.5, 2, 3 & 4RU Mosaic panels



Application:

- HDTV, Serial Digital, Analog



- Front-mount jacks simplify system re-design & maintenance
- Numbered jack positions for quick and accurate installation, system troubleshooting & operational ease
- Patented designation design maximizes viewable area
- CIS (Circuit Identification System), allows color-coding of every circuit

Captive screws stay in the panel, not lost in the rack

3.0 GHz Midsize Dual & Single Video Jack Specifications

Electrical:

Rated Bandwidth:	3.0 GHz - Meets HDTV SMPTE 424M Specification
Characteristic Impedance:	75 Ohms
Return Loss:	See typical Return Loss chart
Insertion Loss:	See typical Insertion Loss chart
Contact Resistance:	Less than 50 milliohms
Termination Resistance:	75 Ohms \pm 1%
Center Conductor:	Accepts 0.048" pin diameter

Environmental:

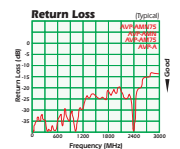
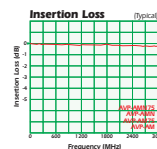
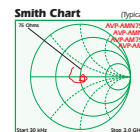
Operating Temperature:	-40°C to 65°C
Storage Temperature:	-40°C to 65°C
Thermal Shock:	Per MIL-STD-202, Method 107
Moisture and Humidity:	Per MIL-STD-202, Method 106

Mechanical:

Mechanical Shock:	Per MIL-STD-202, Method 213, Test condition I
Vibration:	Per MIL-STD-202, Method 201
Insertion Force:	7 lbs. maximum
Withdrawal Force:	1 lb. minimum
Life cycle:	30,000 minimum

Material:

Housing:	Zinc alloy, nickel plated
Center Contacts:	Copper alloy, gold plated
Switching Contacts:	Copper alloy, gold plated
Grounding Contacts:	Copper alloy, gold plated
Actuators:	Thermoplastic, UL 94V-0 rated
BNC Insulators:	Teflon



Ordering Information

Panel Configuration

- 1 1x32, or 1x34
- 2 2x32, or 2x34
- 4 4x32, or 4x34
- 6 6x32, or 6x34

Number of Jacks Across

- 32 32 Jacks
- 34 34 Jacks

Rack Space

- 1 1 Rack Unit 1.75", 44mm
- 1.5 1.5 Rack Unit 2.62", 66mm
- 2 2 Rack Unit 3.50", 89mm
- 3 3 Rack Unit 5.25", 133mm
- 4 4 Rack Unit 7.00", 179mm

Installed Front-mount Jack Type

AMN75	3.0GHz 75Ω Normalized, Terminating, dual jacks
AM75	3.0GHz 75Ω Non-Normalized, Terminating, dual jacks
AMN	3.0GHz 75Ω Normalized, Non-Terminating, dual jacks
AM	3.0GHz 75Ω Non-Normalized, Non-Terminating, dual jacks
AMSS75/AMSL75	3.0GHz 75Ω Terminating, single jacks
AMSS/AMSL	3.0GHz 75Ω Non-Terminating, single jacks
Z	None (empty panel)

Options, add to end of Model Number

-B10	7.0" [178mm] Cable Bar <i>*not available on 2x34 & 2x36 panels</i>
-B21	6.0" [152mm] cable bar, <i>only available on 1.5 & 2RU, 2x34 panels</i>

Popular Models

Model	Description
Complete Jackfields - 3.0 GHz normalized terminating (AMN75)	
AV-D232E1-AMN75-BZ	2x32 Panel, 1RU 32 AMN75 normalized terminating front-mount jacks, no cable bar
AV-D232E15-AMN75-BZ	2x32 Panel, 1.5RU 32 AMN75 normalized terminating front-mount jacks, no cable bar
AV-D232E2-AMN75-BZ	2x32 Panel, 2RU 32 AMN75 normalized terminating front-mount jacks, no cable bar
AV-D432E3-AMN75-BZ	4x32 Panel, 3RU 64 AMN75 normalized terminating front-mount jacks, no cable bar
AV-D632E4-AMN75-BZ	6x32 Panel, 4RU 96 AMN75 normalized terminating front-mount jacks, no cable bar
Complete Jackfields - 3.0 GHz non-normalized terminating (AM75)	
AV-D232E1-AM75-BZ	2x32 Panel, 1RU 32 AM75 non-normalized terminating front-mount jacks, no cable bar
AV-D232E2-AM75-BZ	2x32 Panel, 2RU 32 AM75 non-normalized terminating front-mount jacks, no cable bar
Empty Panels	
AV-D232E1-Z	2x32 Panel, 1RU, empty, for front-mount jacks
AV-D232E2-Z	2x32 Panel, 2RU, empty, for front-mount jacks

In the interest of improved design and performance, AVP reserves the right to make changes in its specifications without prior notice. Copyright © 2016 AVP MFG & Supply Inc.

