

Da-Lift

Video Projector Lift Model



SPECIFICATION DATA

SUGGESTED SPECIFICATIONS: _____ Video Projector Lift, Model _____ Da-Lift 10M, 15M, 15, 19 or 19L, electrically operated 120 V (60 Hz) not more than 2.2 amp. for projectors weighing up to 300 pounds. Da-Lift 10M and 15M electrically operated 120 V (60 Hz) not more than 1.5 amp. for projectors weighing up to 40 pounds. To have rack and pinion, with chain drive lift mechanism. Shall have specially designed motor, to be three wire with ground, quick reversal type, oiled for life, with automatic thermal overload cutout, integral gears, capacitor and an electric brake to prevent coasting. To have preset but adjustable limit switch to automatically stop lift in the "down"

position. When raised, the lift will engage a micro switch that will cut power to the motor. Frame to be black welded steel with two electrical outlets furnished on the platform, for ceiling recessed installation. Bottom of projector lift to be adjustable to allow flush installation with surrounding surface. Removable tray is attached to bottom frame assembly to allow for ceiling tile attachment (by others). To be complete with three position control switch with cover plate. Optional low voltage, radio frequency or infrared, remotes available. Optional plenum kit available where required by code. To be listed by Underwriters' Laboratories.

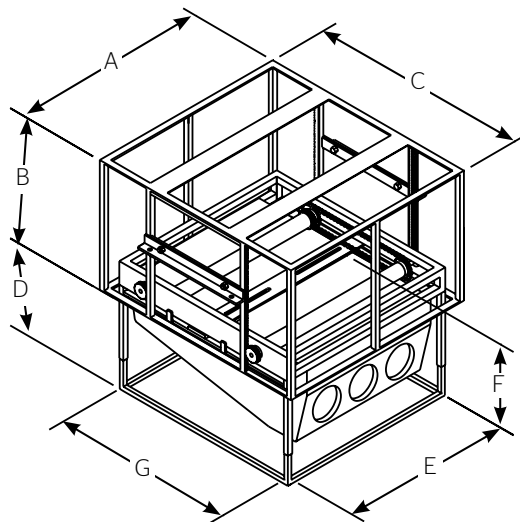


Da-Lift Video Projector Lift Specifications

Model	Load Cap.		Width "A"		Height "B"		Depth "C"		Travel "D"	
	Lbs.	Kg	In.	Cm	In.	Cm	In.	Cm	In.	Cm
Da-Lift 10M	40	18	22 $\frac{3}{4}$ "	58	15"	38	22"	56	10"	25
Da-Lift 15M	40	18	22 $\frac{3}{4}$ "	58	20"	51	22"	56	15"	38
Da-Lift 15	300	136	30 $\frac{3}{4}$ "	78	20"	51	34"	86	15"	38
Da-Lift 19	300	136	32 $\frac{3}{4}$ "	83	24"	61	38"	97	19"	48
Da-Lift 19L	300	136	42 $\frac{3}{4}$ "	109	24"	61	48"	122	19"	48

Inside Dimensions, Weight, and Shipping Dimensions

Model	Width "E"		Inside Dimensions Height "F"		Depth "G"		Unit Weight		Approx. Ship Wt.	
	In.	Cm	In.	Cm	In.	Cm	Lbs.	Kg	Lbs.	Kg
Da-Lift 10M	18 $\frac{1}{2}$ "	47	10" - 17"	25 - 43	17 $\frac{1}{2}$ "	45	87	39.6	115	52.3
Da-Lift 15M	18 $\frac{1}{2}$ "	47	15" - 22"	38 - 56	17 $\frac{1}{2}$ "	45	87	39.6	115	52.3
Da-Lift 15	27 $\frac{3}{4}$ "	70	15" - 22"	38 - 56	29 $\frac{3}{4}$ "	76	122	55.5	172	78.2
Da-Lift 19	28 $\frac{1}{2}$ "	72	19" - 30"	48 - 76	32 $\frac{1}{2}$ "	82	132	60.0	182	82.7
Da-Lift 19L	38 $\frac{1}{2}$ "	98	19" - 30"	48 - 76	42 $\frac{1}{2}$ "	108	177	80.5	215	97.7



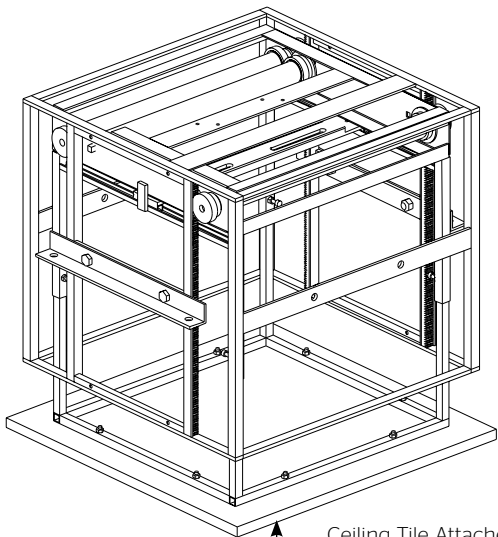
WHEN ORDERING, MARK APPROPRIATE SELECTIONS:

1. Select size from charts.

2. Select optional accessories:

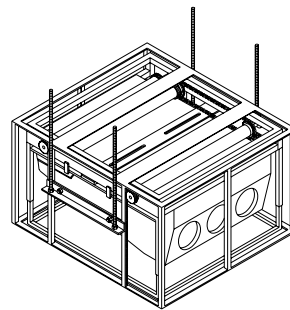
- Single motor Low Voltage Control (LVC) - external
- Key Operated Switch for 120 V only **(NOTE: Cannot be used with LVC)**
- Wireless Remote Control for LVC
 - Radio Frequency Remote
 - Radio Frequency Range Extender available
 - Infrared Remote
- Key Locking Cover Plate for 120 V Switch or LVC
- 220/240 Volt (50 Hz) Motor
- Video Projector Interface Control - external
- SCB-100 RS-232 Serial Control Board - external
- NET100 Ethernet-Serial Adapter
- Plenum Kit

PRODUCT VIEW

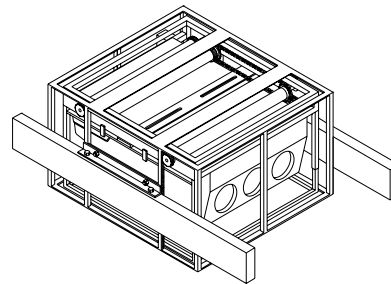


Ceiling Tile Attached To Inner Bottom Frame. Ceiling Tile And Hardware Not Included.

SUGGESTED METHODS OF INSTALLATION



**Method B
Unit Attached To
Threaded Studs**



**Method A
Unit Attached To
Wood Boards**



A Milestone AV Technologies Brand

3100 North Detroit Street
Warsaw, Indiana 46582
P: 574.267.8101 or 800.622.3737
F: 574.267.7804 or 877.325.4832
E: info@da-lite.com
www.da-lite.com

Project Name: _____
Architect: _____
Contractor: _____ Phone: _____
Reseller: _____ Phone: _____

DL-0349 (Rev. 1) 12.14

© 2014 Milestone AV Technologies LLC. Printed in U.S.A.